SENNHEISER

Set 860

Quick guide | Kurzanleitung | Guide de démarrage rapide | Instrucciones resumidas | Guida rapida | Beknopte gebruiksaanwijzing | Instruções resumidas | Krótka instrukcja obsługi

Putting the system into operation | In Betrieb nehmen | Mise en service du système | Puesta en servicio | Messa in funzione | In gebruik nemen | Colocar em funcionamento | Uruchamianie

EN English | DE Deutsch | FR Français | ES Español | IT Italiano | NL Nederlands | PT Português | PL Polski

1 Power

Connecting the transmitter to the power supply system | Sender an das Stromnetz anschließen | Raccorder l'émetteur au secteur | Conectar el transmisor a la red eléctrica | Collegamento del trasmettitore alla rete elettrica | De zender op de voedingsspanning aansluiten | Ligar o emissor à rede elétrica | Podłączanie nadajnika do sieci prądu

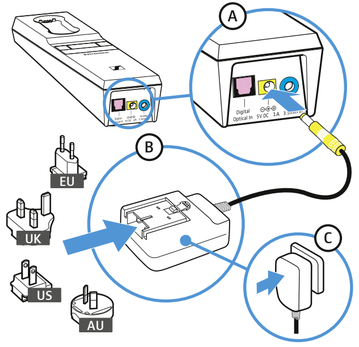

Sennheiser electronic GmbH & Co. KG
Am Labor 1, 30900 Wedemark, Germany
www.sennheiser.com

Publ. 08/17, 570712/A02

2

Connecting the transmitter to audio sources | Sender an Audioquellen anschließen | Raccorder l'émetteur à des sources audio | Conectar el transmisor a fuentes de audio | Collegamento del trasmettitore a sorgenti audio | Zender op audiobronnen aansluiten | Ligar o emissor às fontes áudio | Podłączanie nadajnika do źródeł audio

www.sennheiser.com/how-to-videos

Analog Audio

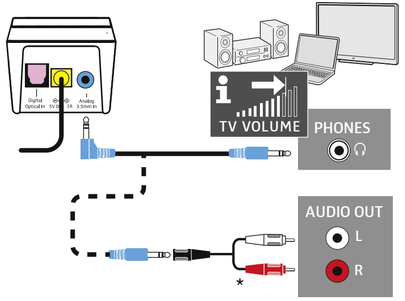

* to be ordered separately | Nicht im Lieferumfang enthalten | à commander séparément | No se incluye en el volumen de suministro | Non in dotazione | Wordt niet meegeleverd | Não incluído | Nie należy do zestawu

Digital Audio

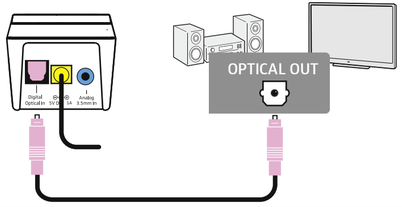

Digital - no sound?

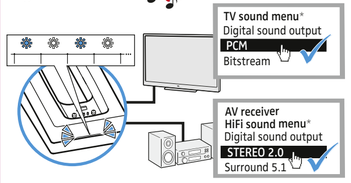

*Sound menu may vary

Using the system | Verwenden | Utilisation du système | Utilizar | Utilizzo | Gebruiken | Utilizar | Stosowanie

Charging the stethoset receiver | Kinnbügelhörer laden | Charger le récepteur stéthoscopique | Cargar los auriculares de mentonera | Caricamento degli auricolari sottomento | De kinbeugel-hoofdtelefoon opladen | Carregar os auscultadores estetoscópicos | Ładowanie słuchawek z pałąkiem podbródkowym

3 h

100 %

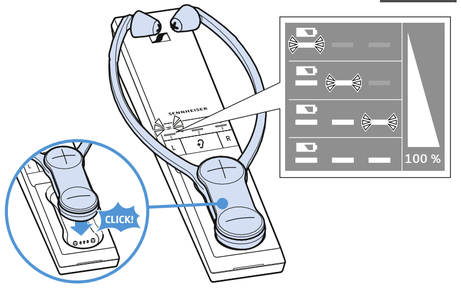

Adjusting the balance | Balance einstellen | Régler la balance | Ajustar el balance | Impostazione del bilanciamento | Balans instellen | Ajustar o Balance | Regulacja balansu

Resetting the balance | Balance zurücksetzen | Réinitialiser le réglage de la balance | Restablecer el balance | Ripristino del bilanciamento | Balans resetten | Repor o Balance | Resetowanie balansu

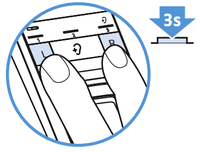

Selecting and replacing the ear pads | Ohrpolster wählen und austauschen | Sélectionner et remplacer les embouts d'oreille | Seleccionar y cambiar almohadillas | Scelta e sostituzione dei cuscinetti auricolari | Oorkussens selecteren en vervangen | Selecionar e substituir as almofadas | Wybór i wymiana poduszek słuchawkowych

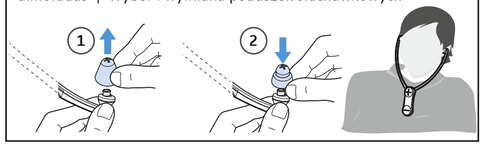

Switching on/off | Ein-/ausschalten | Mise en marche/à l'arrêt | Encender/Apagar | Accensione/Spegnimento | In-/uitschakelen | Ligar/desligar | Włączanie/wyłączanie

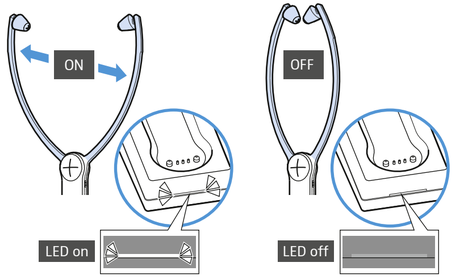

Selecting a profile for sound enhancement | Profil zur Klangverbesserung auswählen | Sélectionner un profil pour l'optimisation sonore | Seleccionar un perfil para mejorar el sonido | Selezione del profilo di perfezionamento acustico | Het profiel voor de klankverbetering selecteren | Selecionar o perfil de melhoramento de som | Wybór profilu do poprawy barwy dźwięku

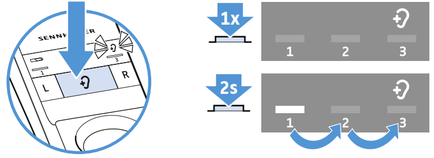

Adjusting the volume | Lautstärke einstellen | Régler le volume | Ajustar el volumen | Impostazione del volume | Volume instellen | Ajustar o volume | Regulacja głośności

High Volume

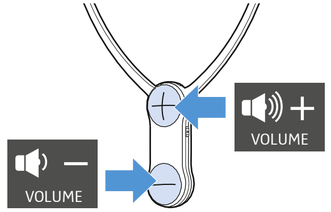

Switching on the speech intelligibility function | Sprachverständlichkeit einschalten | Activer la fonction « intelligibilité de la parole » | Activar la inteligibilidad de la voz | Attivazione della chiarezza vocale | De verstaanbaarheid van spraak inschakelen | Ligar a inteligibilidade do discurso | Włączanie funkcji rozumienia mowy

TV+

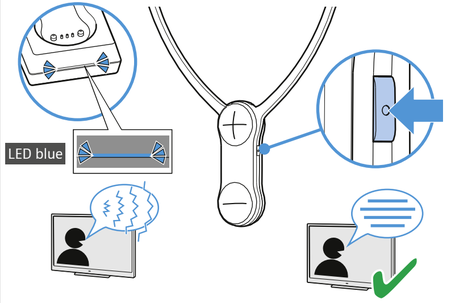

www.sennheiser.com/download

EN ES PT FI CS JA LV HU SL
DE IT PL NO EL RU LT RO HR
FR NL DA SV TR ET SK BG

SENNHEISER

Set 860

Kort vejledning | Pikaohje | Kort veiledning | Snabbguide | Rychlý průvodce | Σύντομες οδηγίες | Kısa Kılavuz | クイックガイド | Краткая инструкция

Ibrugtagning | Käyttöönotto | Sette i drift | Installera | Uvedení do provozu | Έναρξη λειτουργίας | Devreye alma | セットアップする | Ввод в работу

DA Dansk | FI Suomi | NO Norsk | SV Svenska | CS Čeština | EL Ελληνικά | TR Türkçe | JA 日本語 | RU Русский

1

Tilslutning af sender til strømnettet | Lähettimen yhdistäminen sähköverkkoon | Koble sender til strømnettet | Anslut sändaren till elnätet | Připojení vysílače k elektrické síti | Σύνδεση πομπού στο ηλεκτρικό ρεύμα | Vericinin elektrik şebekesine bağlanması | トランスミッターを電源に接続する | Присоединение передатчика к электрической сети

Power

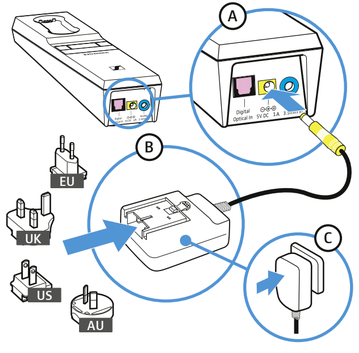

Sennheiser electronic GmbH & Co. KG
Am Labor 1, 30900 Wedemark, Germany
www.sennheiser.com

Publ. 08/17, 570712/A02

2

Tilslutning af sender til en audiokilde | Lähettimen yhdistäminen äänilähteeseen | Koble sender til lydkilde | Anslut sändaren till en ljudkälla | Připojení vysílače ke zdroji zvuku | Σύνδεση πομπού σε μια πηγή ήχου | Vericinin bir ses kaynağına bağlanması | トランスミッターをオーディオソースに接続する | Присоединение передатчика к источнику аудиосигнала

www.sennheiser.com/how-to-videos

Analog Audio

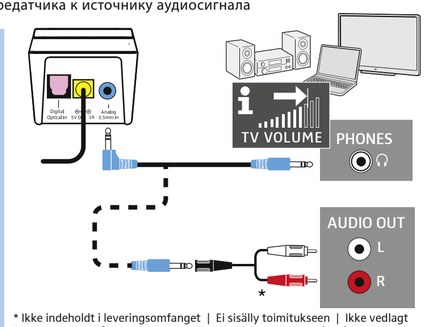

* Ikke indeholdt i leveringsomfanget | Ei sisälly toimitukseen | Ikke vedlagt leveransen | Ingår inte | Není součástí dodávky | Δεν περιλαμβάνονται στη συσκευασία παράδοσης | Teslimat kapsamına dahil değildir | 同梱されていません | Не входит в комплект поставки

Digital Audio

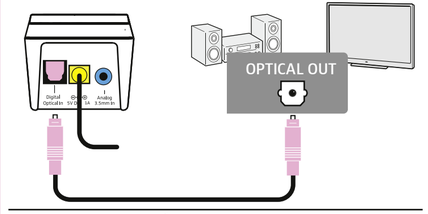

Digital - no sound?

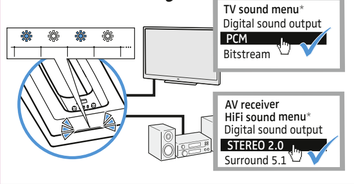

*Siehe Bedienungsanleitung

Anvendelse | Käyttö | Bruke | Användning | Použití | Χρήση | Kullanma | 使用する | Использование

Opladning af stetoskop-hovedtelefon | Leuan alla pidettävät kuulokkeet | Lade headsets | Ladda hörlurarna | Nabití sluchátek s podbradníkem | Φόρτιση ακουστικών στηθοσκοπικού τύπου | Çene altı kulaklığı şarj etme | stethosetヘッドホンを充電する | Зарядка приемника стетоскопа

3 h

100 %

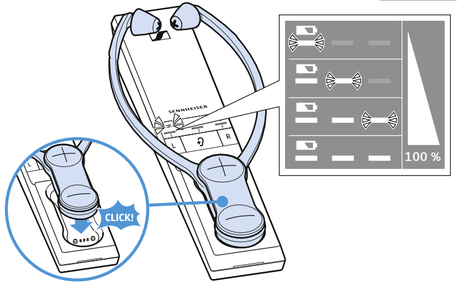

Indstilling af balance | Kanavatasapainon säätäminen | Innstill likevekten | Ställ in balans | Nastavení vyvážení zvuku | Ρύθμιση ισορροπίας | Balansı ayarlama | バランスを調整する | Настройка баланса

L ± R

Nulstilling af balance | Kanavatasapainon palauttaminen lähtötilaan | Tilbakestill likevekten | Återställ balans | Reset vyvážení zvuku | Επαναφορά ισορροπίας | Balansı sıfırlama | バランスをリセットする | Сброс баланса

3s

Valg og udskiftning af ørepolstringer | Korvatyynyjen valinta ja vaihto | Valg og skifting av ørepute | Välj och byt öronkuddar | Vyberte a vyměňte ušní polstr | Επιλογή και αντικατάσταση καλυμμάτων αυτιών | Kulak yastıklarının seçilmesi ve değiştirilmesi | イヤーパッドを選択し、交換する | Выбор и замена вкладышей

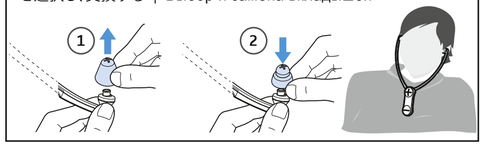

Tænd/sluk | Virran kytkeminen ja katkaiseminen | Slå av/på | Sätt på/stäng av | Vypnutí/zapnutí | Ενεργοποίηση/απενεργοποίηση | Açma/Kapatma | オン/オフにする | Включение/выключение

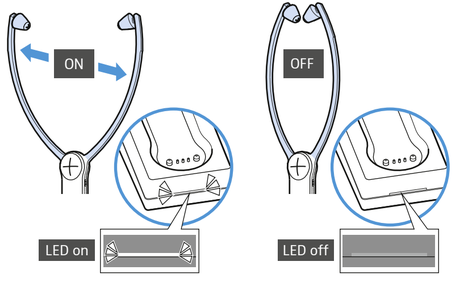

Valg af profil til lydforbedring | Äänenparannustoiminnon profiilin valitseminen | Velg profil for forbedret lyd | Välj profil för bättre klang | Výběr profilu pro zlepšení zvuku | Επιλογή προφίλ για τη βελτίωση του ήχου | Ses düzeltme profilini seçme | サウンド改善機能のためのプロファイルを選択する | Выбор профиля оптимизации звучания

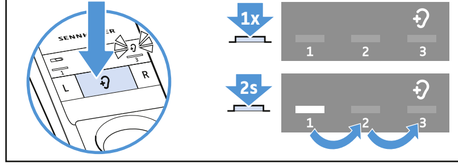

Indstilling af lydstyrke | Äänenvoimakkuuden säätäminen | Stille inn lydstyrke | Ställ in volymen | Nastavení hlasitosti | Ρύθμιση έντασης | Ses düzeyini ayarlama | 音量を調節する | Регулировка громкости звука

High Volume

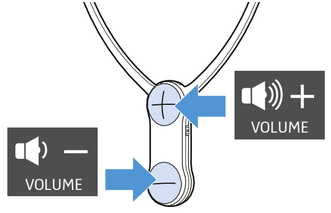

Tilkobling af taleforståelighed | Puheenselkeytystoiminnon kytkeminen | Slå på språkforståelse | Aktivera talförståelse | Zapnutí srozumitelnosti řeči | Ενεργοποίηση καθαρότητας ομιλίας | Konuşma anlaşılırlığını açma | 音声了解度をオンにする | Включение режима понятности речи

TV+

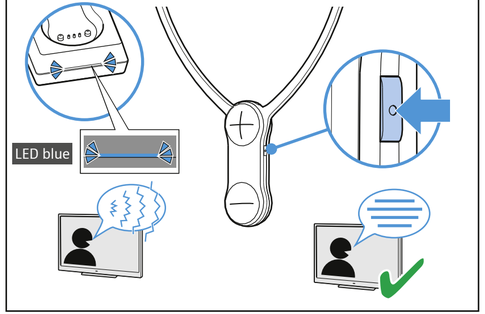

www.sennheiser.com/download

EN ES PT FI CS JA LV HU SL
DE IT PL NO EL RU LT RO HR
FR NL DA SV TR ET SK BG

SENNHEISER

Set 860

Lühijuhend | Īsā instrukcija | Trumpoji naudojimo instrukcija | Stručný návod | Rövid útmutató | Instrucțiuni succinte | Кратко ръководство | Kratka navodila | Kratke upute

Kasutuselevõtt | Ekspluatācijas sākšana | Paruošti naudoti | Uvedenie do prevádzky | Üzembe helyezés | Punerea în funcțiune | Въвеждане в експлоатация | Zagon | Pustiti u rad

EE Eesti keel | **LV** Latviešu valoda | **LT** Lietuvių kalba | **SK** Slovenština | **HU** Magyar nyelv | **RO** Română | **BG** Български език | **SL** Slovenščina | **HR** Hrvatski jezik

1

Saatja ühendamine vooluvõrku | Raidītāja pieslēgšana pie elektrotīkla | Siųstuvą prijungti prie elektros tinklo | Pripojenie vysielača do siete | Az adó csatlakoztatása a villamos hálózathoz | Conectarea emițătorului la rețeaua de curent electric | Свързване на предавателя към електрическата мрежа | Priključitev oddajnika na električno omrežje | Priključiti odašiljač na strujnu mrežu

Power

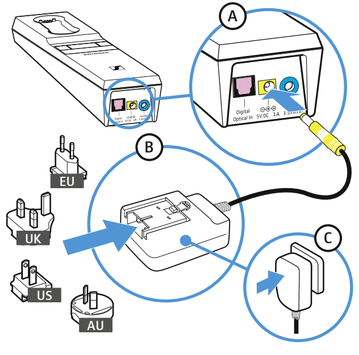

Sennheiser electronic GmbH & Co. KG
Am Labor 1, 30900 Wedemark, Germany
www.sennheiser.com

Publ. 08/17, 570712/A02

2

Saatja ühendamine audioallikaga | Raidītāja pieslēgšana pie audio avota | Siųstuvą prijungti prie garso šaltinio | Pripojenie vysielača k zdroji zvuku | Az adó csatlakoztatása egy hangforráshoz | Conectarea emițătorului la sursa audio | Свързване на предавателя към аудио източник | Priključitev oddajnika na vir zvoka | Priključiti odašiljač na izvor zvuka

www.sennheiser.com/how-to-videos

Analog Audio

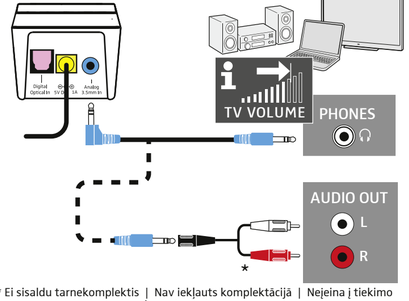

* Ei sisaldu tarnekomplektis | Nav iekļauts komplektācijā | Nejeina į tiekimo paketo sudėtį | Nie je súčasťou balenia | Nincs benne a kiszállított csomagban | Neinclus(ă) în pachetul de livrare | Не е включено в обема на доставката | Ni v obsegu dobave | Nije sadržano u opsegu isporuke

Digital Audio

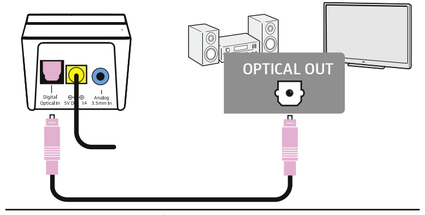

Digital - no sound?

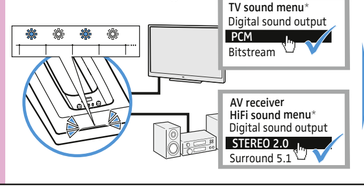

*Siehe Bedienungsanleitung

Kasutamine | Izmantošana | Naudoti | Používanie | Alkalmazás | Modul de utilizare | Употреба | Uporaba | Upotrijebiti

Lõuaaluse kinnitusega kõrvaklappide laadimine | Stetoskopa lādēšana | Įkrauti po smakru dėvimas ausines | Nabíjanie slúchadiel pod bradu | Az állpántos fejhallgató töltése | Încărcarea receptorului stetoscopic | Зареждане слушалките | Polnjenje podbradnih slušalk | Napuniti slušalice sa stremenom ispod brade

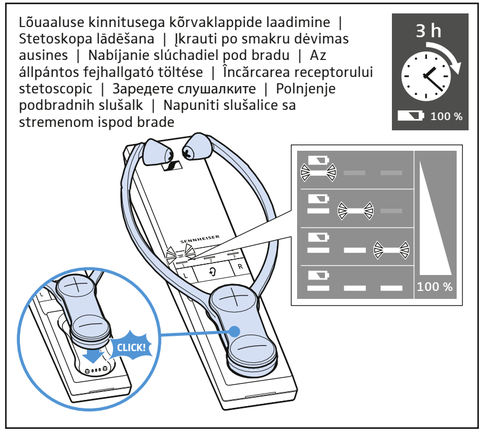

Helitasakaalu seadmine | Balansa regulēšana | Nustatyti garso balansą | Nastavenie rovnováhy | A balansz beállítása | Reglarea balansului | Регулиране на баланса | Nastavitev izravnave | Podesiti ravnotežu

Helitasakaalu lähtestamine | Balansa atiestatīšana | Atkurti garso balansą | Vynulovanie rovnováhy | A balansz visszaállítása | Resetarea balansului | Нулиране на баланса | Ponastavitev izravnave | Vratiti ravnotežu

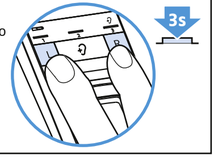

Kõrvapolstrite valimine ja vahetamine | Austiņu uzgaļu izvēle un nomaiņa | Ausinių pagalvėlių pasirinkimas ir keitimas | Výber a výmena ušných vankúšikov | Választott fülpárnát, és cserélje ki | Alegerea și schimbarea mulajelor pentru urechi | Изберете възглавнички за уши и ги сменете | Izberite in zamenjajte ušesne blazinice | Odabir i zamjena jastučića za slušalice

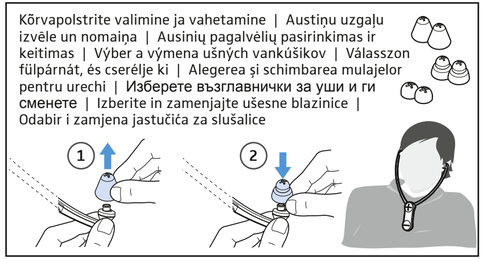

Sisse-/väljalülitamine | Ieslēgšana/izslēgšana | Įjungti arba | Zapnutie/vypnutie | Be-/kikapcsolás | Pornirea/oprirea | Вкл./изключване | Vklop/izklop | Uključiti/isključiti

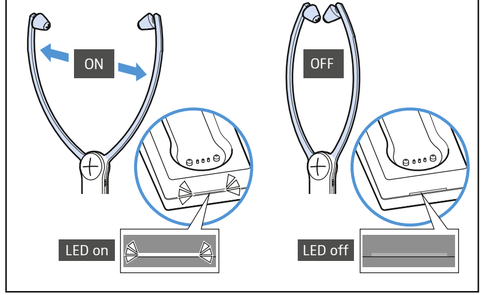

Heliparanduseks profiili valimine | Profila izvēle skaņas uzlabošanai | Pasirinkti profilį garsui pagerinti | Výber profilu na zlepšenie zvuku | A hangjavítási profil kiválasztása | Selectarea unui profil de amplificare a sunetului | Изберете профил за подобрение на звука | Izbira profila za izboljšanje zvoka | Odabrati profil za poboljšanje zvuka

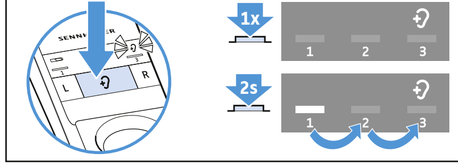

Helitugevuse seadmine | Skaļuma iestatīšana | Nustatyti garsumą | Nastavenie hlasitosti | A hangerő beállítása | Reglarea volumului | Настройка силата на звука | Nastavitev glasnosti | Podesiti glasnoću zvuka

High Volume

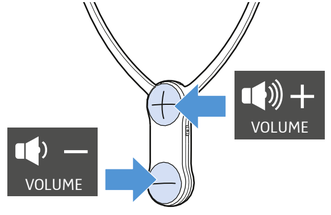

Kõne mõistetavuse sisselülitamine | Runas skaidrības ieslēgšana | Įjungti kalbos suprantamumo funkciją | Zapnutie zrozumiteľnosti jazyka | A beszéd érthetőségének beállítása | Pornirea funcției de inteligibilitate a limbajului | Включете говора | Vklop razumljivosti govora | Uključiti razumijevanje govorenog jezika

TV+

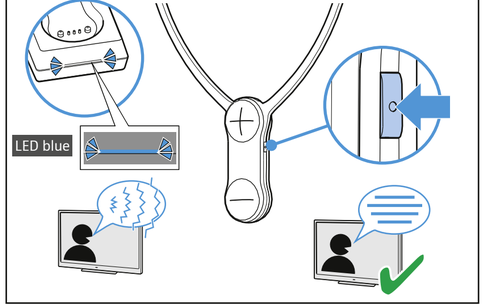

www.sennheiser.com/download

EN ES PT FI CS JA LV HU SL
DE IT PL NO EL RU LT RO HR
FR NL DA SV TR ET SK BG